

Self-Propelled Scissor Lifts

GS™ -3390 RT, GS-4390 RT & GS-5390 RT

Specifications

Models	GS-3390 RT		GS-4390 RT		GS-5390 RT	
Measurements	US	Metric	US	Metric	US	Metric
Working height maximum ¹	39 ft	12.06 m	49 ft	15.11 m	59 ft	18.15 m
A Platform height maximum	33 ft	10.06 m	43 ft	13.11 m	53 ft	16.15 m
B Platform height - stowed ²	5 ft 1 in	1.55 m	5 ft 11 in	1.80 m	6 ft 7.5 in	2.02 m
C Platform length:	13 ft .5 in	3.98 m	13 ft .5 in	3.98 m	13 ft .5 in	3.98 m
outside, extended - single deck	17 ft 6.25 in	5.34 m	17 ft 6.25 in	5.34 m	17 ft 6.25 in	5.34 m
D outside, extended - dual deck	21 ft 6.5 in	6.57 m	21 ft 6.5 in	6.57 m	21 ft 6.5 in	6.57 m
E Slide-out platform extension deck - front	5 ft	1.52 m	5 ft	1.52 m	5 ft	1.52 m
F Slide-out platform extension deck - rear	4 ft	1.22 m	4 ft	1.22 m	4 ft	1.22 m
G Platform width - outside	6 ft	1.83 m	6 ft	1.83 m	6 ft	1.83 m
H Height: stowed	8 ft 10.5 in	2.71 m	9 ft 7.5 in	2.93 m	10 ft 4 in	3.15 m
stowed - rails lowered	6 ft 7.75 in	2.03 m	7 ft 4.75 in	2.25 m	8 ft 1.25 in	2.47 m
I Length - stowed: single deck	12 ft 11.25 in	3.94 m	12 ft 11.25 in	3.94 m	—†	—
dual deck	13 ft .5 in	3.98 m	13 ft .5 in	3.98 m	—	—
with outriggers	16 ft	4.88 m	16 ft	4.88 m	16 ft	4.88 m
Length - extended: single deck	17 ft 8.5 in	5.40 m	17 ft 8.5 in	5.40 m	17 ft 8.5 in	5.40 m
dual deck	21 ft 6.5 in	6.57 m	21 ft 6.5 in	6.57 m	21 ft 6.5 in	6.57 m
A Width: standard tires	7 ft 8 in	2.36 m	7 ft 8 in	2.36 m	7 ft 8 in	2.36 m
high flotation tires	8 ft 5 in	2.57 m	8 ft 5 in	2.57 m	8 ft 5 in	2.57 m
A Wheelbase	9 ft 4 in	2.84 m	9 ft 4 in	2.84 m	9 ft 4 in	2.84 m
A Ground clearance - center	1 ft 2 in	0.36 m	1 ft 2 in	0.36 m	1 ft 2 in	0.36 m

Productivity

Maximum platform occupancy (in/out)	7/7		7/7		4/4	
Lift capacity	2,500 lbs	1,134 kg	1,500 lbs	680 kg	1,500 lbs	680 kg
Lift capacity - extension deck	500 lbs	227 kg	500 lbs	227 kg	500 lbs	227 kg
Drive height	full height		full height		30 ft	
Drive speed - stowed	4.0 mph	6.4 km/h	4.0 mph	6.4 km/h	4.0 mph	6.4 km/h
Drive speed - raised	0.7 mph	1.1 km/h	0.7 mph	1.1 km/h	0.7 mph	1.1 km/h
Gradeability - stowed ³	50%		50%		40%	
Maximum outrigger leveling: front to back	7°		7°		7°	
side to side	12°		12°		12°	
Turning radius - inside	7 ft 1 in	2.16 m	7 ft 1 in	2.16 m	7 ft 1 in	2.16 m
Turning radius - outside	17 ft 6 in	5.33 m	17 ft 6 in	5.33 m	17 ft 6 in	5.33 m
Controls	proportional		proportional		proportional	
Drive	four wheel		four wheel		four wheel	
Raise / lower speed	45 / 29 sec		45 / 39 sec		55 / 49 sec	
Tires - foam-filled rough terrain	12 x 33 in	30 x 84 cm	12 x 33 in	30 x 84 cm	12 x 33 in	30 x 84 cm

Power

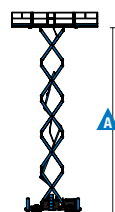
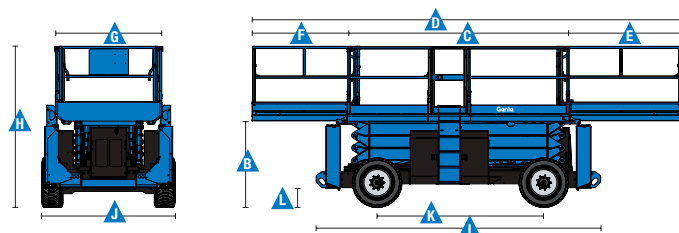
Power source	Ford MSG 425 4 cylinder gas/LPG 75hp (56kW) Deutz 48hp Tier 4f D2.9L4 diesel					
Auxiliary Power unit	12 V DC		12 V DC		12 V DC	
Fuel tank capacity	30 gal	113.6 L	30 gal	113.6 L	30 gal	113.6 L
Hydraulic system capacity	30 gal	113.6 L	30 gal	113.6 L	30 gal	113.6 L

Weight⁴ / Floor Loading⁵

Weight - ANSI/CSA	11,977 lbs	5,433 kg	12,894 lbs	5,849 kg	16,567 lbs	7,515 kg
- with outriggers	13,652 lbs	6,195 kg	14,611 lbs	6,609 kg	16,567 lbs	7,515 kg
Tire load, maximum	4,734 lb	2,147 kg	4,722 lb	2,142 kg	5,294 lb	2,401 kg
Tire contact pressure	116 psi	796 kPa	115 psi	794 kPa	129 psi	890 kPa
Occupied floor pressure	167 psf	8.00 kPa	167 psf	8.99 kPa	187 psf	8.94 kPa

Standards Compliance

ANSI A92.20, CSA B354.6, CE EN280, AS 1418.10



- ¹ The metric equivalent of working height adds 2 m to platform height. U.S. adds 6 ft to platform height.
- ² Based on RT tires. Deduct 2 in (5.8 cm) for high flotation air-filled and non-marking tires.
- ³ Gradeability applies to driving on slopes. See operator's manual for details regarding slope ratings.
- ⁴ Weight will vary depending on options and/or country standards.
- ⁵ Note: Floor loading information is approximate and does not incorporate different option configurations. It should be used only with adequate safety factors.
- † GS-5390 comes standard with outriggers.
Machine length with outriggers represents overall length.

Self-Propelled Scissor Lifts

GS™ -3390 RT, GS-4390 RT & GS-5390 RT

Features

Standard Features

Measurements

GS-3390

- 39 ft (12.06 m) working height
- Up to 2,500 lbs (1,134 kg) lift capacity

GS-4390

- 49 ft (15.11 m) working height
- Up to 1,500 lbs (680 kg) lift capacity

GS-5390

- 59 ft (18.15 m) working height
- Up to 1,500 lbs (680 kg) lift capacity

Productivity

- 156.5 x 72 in (3.98 x 1.83 m) steel frame platform
- 60 in (1.52 m) extension deck
- Replaceable aluminum diamond plate deck
- Proportional lift and drive
- Platform load sense system
- Platform control guard
- Onboard diagnostic system
- AC power to platform
- Two self-closing gates
- 4WD
- Automatic leveling hydraulic outriggers¹
- Oscillating axle²
- Positive traction control
- Four-wheel braking
- Slide-out engine tray
- Foam-filled rough terrain tires
- Tilt level sensor with audible alarm
- Dual flashing LED beacons
- Descent alarm
- Horn
- Hour meter
- Motion alarm
- Lift Connect™ Telematics

Power

- 48 hp (36 kW) Deutz D2.9L4 diesel, Tier 4f

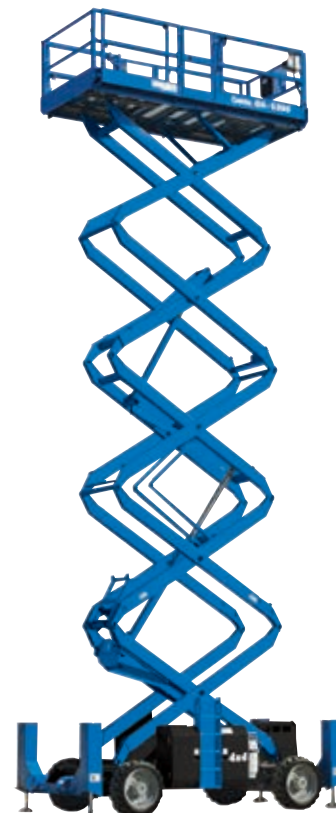
Options & Accessories

Productivity Options

- Oscillating axle³
- Automatic leveling hydraulic outriggers⁴
- Dual slide-out platform extension deck package 5 ft (1.52 m) front and 4 ft (1.22 m) rear
- Air line to platform
- Foam filled non-marking rough terrain tires
- High flotation foam-filled tires
- Biodegradable hydraulic oil
- Platform control guard

Power Options

- 75 hp (56 kW) Ford MSG 425 gas/LPG
- AC, 2000 Watt generator (120 V / 60 Hz), (includes hydraulic oil cooler)
- Cold weather package
- Hydraulic oil cooler
- Diesel catalytic scrubber muffler
- LPG steel tank only, 33.5 lb capacity



- 1 Standard on GS-5390RT only
2 Standard on GS-3390 only
3 Standard on GS™-3390, optional on GS™-4390 and GS™-5390
4 Optional on GS™-3390 and GS™-4390, standard on GS™-5390

Genie United States

6464 185th Ave. NE
Redmond, WA 98052
Telephone +1 (425) 881-1800
Toll Free in USA/Canada +1 (800)-536-1800
Fax +1 (425) 883-3475

Distributed By:



Effective Date: November, 2019. Product specifications and prices are subject to change without notice or obligation. The photographs and/or drawings in this document are for illustrative purposes only. Refer to the appropriate Operator's Manual for instructions on the proper use of this equipment. Failure to follow the appropriate Operator's Manual when using our equipment or to otherwise act irresponsibly may result in serious injury or death. The only warranty applicable to our equipment is the standard written warranty applicable to the particular product and sale and we make no other warranty, express or implied. Products and services listed may be trademarks, service marks or trade names of Terex Corporation and/or their subsidiaries in the USA and many other countries. Terex, Genie and AWP are registered trademarks of Terex Corporation or its subsidiaries. © 2019 Terex Corporation.