




**STRONG PARTNERS.
TOUGH TRUCKS.™**

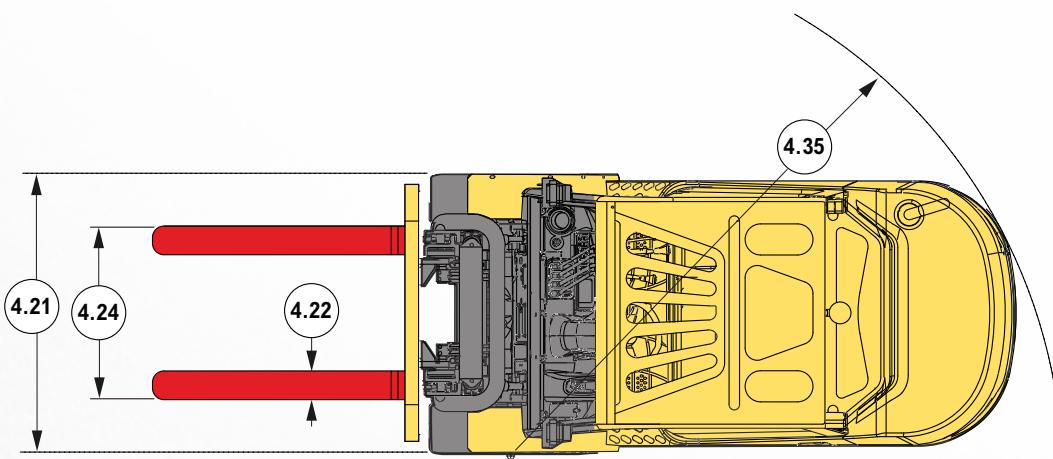
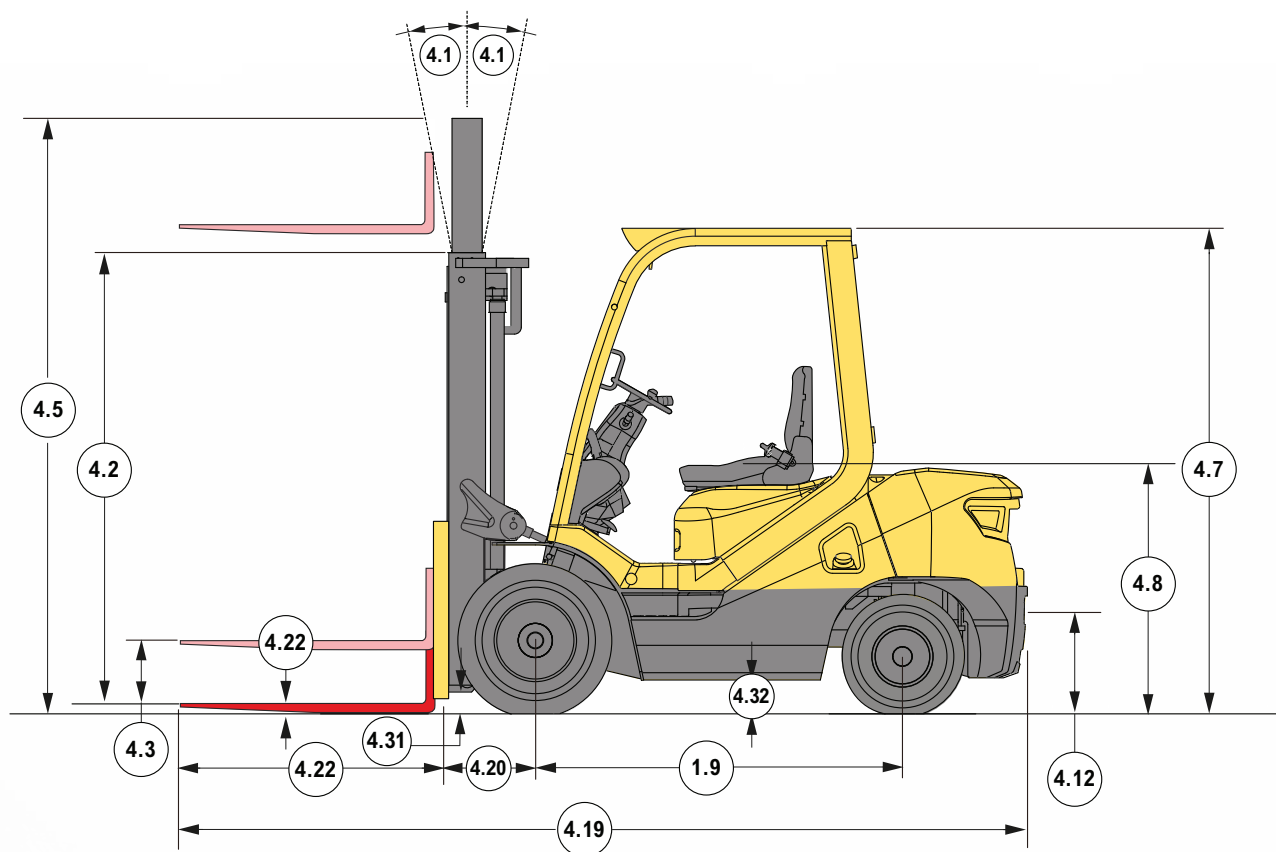


soslocation.ca
VENTE · LOCATION · SERVICE · TRANSPORT
450 · 444 · 3330


H40-70UT SIT-DOWN COUNTERBALANCED FORKLIFT

WWW.HYSTER.COM

> TRUCK DIMENSIONS



SPECIFICATIONS

General	1.1	Manufacturer		HYSTER	HYSTER	HYSTER	HYSTER
	1.2	Manufacturer's type designation		H40UT	H50UT	H60UT	H70UT
		Engine / transmission		PSI 2.4L	PSI 2.4L	PSI 2.4L	PSI 2.4L
	1.3	Drive		LPG / DUAL FUEL	LPG / DUAL FUEL	LPG / DUAL FUEL	LPG / DUAL FUEL
	1.4	Operator type		Seated	Seated	Seated	Seated
	1.5	Rated capacity/rated load	lb (kg)	4000	5000	6000	7000
	1.6	Load center distance	in (mm)	24 (600)	24 (600)	24 (600)	24 (600)
	1.8	Load distance, center of drive axle to fork	in (mm)	18.7 (475)	18.7 (475)	19.3 (490)	20.1 (510)
	1.9	Wheelbase	in (mm)	63 (1600)	63 (1600)	66.9 (1700)	66.9 (1700)
Weights	2.1	Service weight	lb (kg)	7458 (3390)	8030 (3650)	9460 (4300)	10362 (4710)
	2.2	Axle loading, RL front / rear	lb (kg)	10472 / 1386 (4760 / 630)	11880 / 1430 (5400 / 650)	14278 / 1782 (6490 / 810)	15950 / 2112 (7250 / 960)
	2.3	Axle loading, NL front / rear	lb (kg)	3388 / 4070 (1540 / 1850)	3300 / 4730 (1500 / 2150)	3762 / 5698 (1710 / 2590)	3718 / 6644 (1690 / 3020)
Tires/Chassis	3.1	Tire type		Pneumatic	Pneumatic	Pneumatic	Pneumatic
	3.2	Tire size, front		7.00-12-12	7.00-12-12	28x9-15-14PR	28x9-15-14PR
	3.3	Tire size, rear		6.00-9-10	6.00-9-10	6.500-10N-14PR	6.500-10-10PR
	3.5	Wheels, number front/rear (X = driven wheels)		2X/2	2X/2	2X/2	2X/2
	3.6	Tread, front	in (mm)	38.2 (970)	38.2 (970)	39.4 (1000)	39.4 (1000)
	3.7	Tread, rear	in (mm)	38.6 (980)	38.6 (980)	38.2 (970)	38.2 (970)
	3.8	Wheel offset	in (mm)	3.1 (79)	3.1 (79)	3.1 (79)	3.1 (79)
Dimensions	4.1	Tilt of mast / fork carriage forward / backward	degrees	6/6 (6/12)	6/6 (6/12)	6/6 (6/12)	6/6 (6/12)
	4.2	Height, mast lowered	in (mm)	79.1 (2010)	79.1 (2010)	81.7 (2075)	84.6 (2150)
	4.3	Free lift	in (mm)	6.3 (160)	6.3 (160)	6.5 (165)	6.5 (165)
	4.4	Lift	in (mm)	118.1 (3000)	118.1 (3000)	118.1 (3000)	118.1 (3000)
	4.5	Height of mast, extended wo / LBR	in (mm)	140.7 (3575)	140.7 (3575)	143.3 (3640)	145.7 (3700)
	4.6	Height of mast, extended w / LBR	in (mm)	158.5 (4025)	158.5 (4025)	163 (4140)	163 (4140)
	4.7	Height of overhead guard	in (mm)	85.8 (2180)	85.8 (2180)	86.8 (2205)	86.8 (2205)
	4.8	Seat height / stand height	in (mm)	45.9 (1167)	45.9 (1167)	46.9 (1192)	46.9 (1192)
	4.12	Coupling height	in (mm)	9.8 (250)	9.8 (250)	18.9 (480)	18.9 (480)
	4.19	Overall length	in (mm)	142.9 (3630)	145.3 (3690)	149.8 (3804)	153.3 (3894)
	4.20	Length to face of forks	in (mm)	100.8 (2560)	103.1 (2620)	107.6 (2734)	111.2 (2824)
	4.21	Overall width (Standard / Dual)	in (mm)	45.3 / 62.5 (1150 / 1590)	45.3 / 62.5 (1150 / 1590)	47.6 / 64.9 (1210 / 1650)	47.6 / 64.9 (1210 / 1650)
	4.22	Fork dimensions	in (mm)	1.6 x 4.8 x 42.1 (40 x 122 x 1070)	1.6 x 4.8 x 42.1 (40 x 122 x 1070)	1.8 x 4.8 x 42.1 (45 x 122 x 1070)	1.8 x 4.8 x 42.1 (45 x 122 x 1070)
	4.23	Fork carriage to DIN 15173. Class, A/B		A	A	A	A
	4.24	Fork carriage width	in (mm)	40.9 (1040)	40.9 (1040)	43.3 (1100)	43.3 (1100)
	4.31	Ground clearance, loaded, below mast	in (mm)	4.9 (125)	4.9 (125)	5.1 (130)	5.1 (130)
	4.32	Ground clearance, center of wheelbase	in (mm)	5.9 (150)	5.9 (150)	5.7 (145)	5.7 (145)
	4.34.1	Aisle width with pallets 40" long x 48" wide	in (mm)	156.1 (3966)	158.5 (4026)	162.4 (4126)	165.7 (4210)
	4.34.2	Aisle width with pallets 32" wide x 48" long	in (mm)	148.3 (3766)	150.6 (3826)	154.6 (3926)	157.9 (4010)
	4.35	Turning radius	in (mm)	90.2 (2290)	92.5 (2350)	95.7 (2430)	98.4 (2500)
	4.36	Internal turning radius	in (mm)	5.4 (136)	5.4 (136)	8 (203)	8 (203)
	4.42	Step height (from ground to running board)	in (mm)	16.9 (430)	16.9 (430)	17.9 (455)	17.9 (455)
Performance Data	5.1	Travel speed, RL* / NL*	mph (km/h)	11.2 / 11.1 (18 / 18)	11.2 / 11.1 (18 / 18)	11.2 / 11.8 (18 / 19)	11.2 / 11.8 (18 / 19)
	5.2	Lift speed, RL / NL	m/s	97 / 103 (0.49 / 0.52)	97 / 103 (0.49 / 0.52)	79 / 85 (0.40 / 0.43)	65 / 71 (0.33 / 0.36)
	5.3	Lowering speed, RL / NL	m/s	85 / 79 (0.43 / 0.40)	85 / 79 (0.43 / 0.40)	79 / 75 (0.40 / 0.38)	79 / 75 (0.40 / 0.38)
	5.5	Drawbar pull, RL / NL @ 1 mph (1.6 km/h)	N	2896 / 2896 (12880/12880)	2878 / 2878 (12800/12800)	3310 / 3310 (14720/14720)	2863 / 2176 (12732/9676)
	5.5	Drawbar pull, RL / NL @ 3 mph (4.8 km/h)	N	2172 / 2159 (9660/9600)	2243 / 2243 (9975/9975)	2586 / 2586 (11500/11500)	1553 / 2000 (6906/8892)
	5.6	Max. drawbar pull, RL / NL	N	3502 / 3502 (15575/15575)	3502 / 3502 (15575/15575)	3930 / 3930 (17480/17480)	3750 / 2219 (16679/9870)
	5.7	Gradeability, RL / NL @ 3 mph (4.8 km/h)	%	23/23	20/20	19/19	18.7/22.3
	5.8	Max. gradeability, RL / NL @ 1 mph (1.6 km/h)	%	17/23	14/20	13/19	10/19.5
	5.10	Service brake		Hydraulic	Hydraulic	Hydraulic	Hydraulic
	5.11	Brake type		Hydraulic	Hydraulic	Hydraulic	Hydraulic
Engine	7.1	Engine manufacturer/type		PSI 2.4L	PSI 2.4L	PSI 2.4L	PSI 2.4L
	7.2	Engine power according to ISO 1585	kW	63 (47)	63 (47)	63 (47)	63 (47)
	7.3	Rated speed	min-1	2250	2250	2300	2300
	7.4	Number of cylinders/displacements	(-)/cm3	4 / 2351	4 / 2351	4 / 2351	4 / 2351
Additional Data	8.1	Type of drive unit		Automatic	Automatic	Automatic	Automatic
	10.1	Operating pressure for attachments	bar	2539 (17.5)	2539 (17.5)	2539 (17.5)	2539 (17.5)
	10.2	Oil volume for attachments	l/min	8 (30)	8 (30)	8 (30)	8 (30)
	10.7	Average noise level at operator's ear (no cab)	dB(A)	84	84	84	84
	10.8	Towing coupling, type DIN		PIN	PIN	PIN	PIN

CERTIFICATION: Hyster lift trucks meet the design and construction requirements of B56.1-1969, per OSHA Section 1910.178(a)(2), and also comply with the B56.1 revision in effect at time of manufacture. Certification of compliance with the applicable ANSI standards appears on the lift truck. Performance specifications are for a truck equipped as described under Standard Equipment on this Technical Guide. Performance specifications are affected by the condition of the vehicle and how it is equipped, as well as by the nature, condition of the operating area, proper service and maintenance of the vehicle. If these specifications are critical, the proposed application should be discussed with your dealer.

*RL=rated load, NL=no load

> MAST INFORMATION

H40UT

	Maximum fork height	Mast tilt		Lowered height	Overall extended height w/o LBR	Overall extended height with LBR	Free lift height
		FWD tilt	Back tilt				
	in (mm)	degrees	degrees	in (mm)	in (mm)	in (mm)	in (mm)
2-STAGE LIMITED FREE LIFT	118 (3000)	6	12	79 (2010)	140 (3575)	157 (3990)	6 (160)
	129 (3300)	6	12	85 (2160)	152 (3875)	168 (4290)	6 (160)
	145 (3700)	6	6	92 (2360)	168 (4275)	184 (4690)	6 (160)
3-STAGE FULL FREE LIFT	177 (4500)	6	6	81 (2060)	197 (5017)	216 (5490)	56 (1440)
	188 (4800)	6	6	85 (2160)	209 (5317)	227 (5790)	60 (1540)
	216 (5500)	3	6	95 (2425)	236 (6017)	255 (6490)	70 (1800)

Note: For mast capacity information, consult the Hyster Application Engineering Team regarding ratings.

H50UT

	Maximum fork height	Mast tilt		Lowered height	Extended height extended w/o LBR	Extended height extended with LBR	Free lift height
		FWD tilt	Back tilt				
	in (mm)	degrees	degrees	in (mm)	in (mm)	in (mm)	in (mm)
2-STAGE LIMITED FREE LIFT	118 (3000)	6	12	79 (2010)	140 (3575)	157 (3990)	6 (160)
	129 (3300)	6	12	85 (2160)	152 (3875)	168 (4290)	6 (160)
	145 (3700)	6	6	92 (2360)	168 (4275)	184 (4690)	6 (160)
3-STAGE FULL FREE LIFT	177 (4500)	6	6	81 (2060)	197 (5017)	216 (5490)	56 (1440)
	188 (4800)	6	6	85 (2160)	209 (5317)	227 (5790)	60 (1540)
	216 (5500)	3	6	95 (2425)	236 (6017)	255 (6490)	70 (1800)

Note: For mast capacity information, consult the Hyster Application Engineering Team regarding ratings.

H60UT

	Maximum fork height	Mast tilt		Lowered height	Extended height extended w/o LBR	Extended height extended with LBR	Free lift height
		FWD tilt	Back tilt				
	in (mm)	degrees	degrees	in (mm)	in (mm)	in (mm)	in (mm)
2-STAGE LIMITED FREE LIFT	118 (3000)	6	12	81 (2075)	143 (3640)	161 (4100)	6 (165)
	129 (3300)	6	12	87 (2225)	155 (3940)	173 (4400)	6 (165)
	145 (3700)	6	6	95 (2425)	170 (4340)	188 (4800)	6 (165)
3-STAGE FULL FREE LIFT	177 (4500)	6	6	83 (2125)	200 (5100)	220 (5600)	60 (1525)
	188 (4800)	6	6	87 (2225)	212 (5400)	232 (5900)	63 (1625)
	216 (5500)	3	6	98 (2490)	240 (6100)	259 (6600)	74 (1880)

Note: For mast capacity information, consult the Hyster Application Engineering Team regarding ratings.

H70UT

	Maximum fork height	Mast tilt		Lowered height	Extended height extended w/o LBR	Extended height extended with LBR	Free lift height
		FWD tilt	Back tilt				
	in (mm)	degrees	degrees	in (mm)	in (mm)	in (mm)	in (mm)
2-STAGE LIMITED FREE LIFT	118 (3000)	6	12	84 (2150)	145 (3700)	161 (4100)	6 (165)
	129 (3300)	6	12	90 (2300)	157 (4000)	173 (4400)	6 (165)
	145 (3700)	6	6	98 (2500)	173 (4400)	188 (4800)	6 (165)
3-STAGE FULL FREE LIFT	177 (4500)	6	6	86 (2200)	202 (5140)	220 (5600)	60 (1525)
	188 (4800)	6	6	90 (2300)	214 (5440)	232 (5900)	63 (1625)
	216 (5500)	3	6	100 (2565)	241 (6140)	259 (6600)	74 (1880)

Note: For mast capacity information, consult the Hyster Application Engineering Team regarding ratings.

STANDARD AND OPTIONAL EQUIPMENT

HYSTER® UT series trucks feature a comprehensive range of standard equipment, with a number of options available to suit the specific needs of your application.

STANDARD EQUIPMENT

- 1-speed powershift transaxle driveline with industrial PSI 2.4L LPG and Dual Fuel Engines
- Intuitive mechanical lever hydraulic controls
- Ergonomically-designed operator compartment
 - Easy-access operator controls
 - Small diameter steering wheel with adjustable steering column
 - Spacious foot room and convenient control pedals
 - Adjustable seat
 - Manual park brake lever
 - Low truck step height
- Operator presence system
- Hydraulic lockout feature when operator is not seated in the truck

OPTIONAL EQUIPMENT

- LPG or dual-fuel
- Pneumatic-shaped solid tires
- Various fork lengths
- Various overhead guard heights
- Integrated side-shifting carriage
- Side-shifting fork positioner carriage
- Swing-out drop down LPG bracket
- 2 front / 1 rear LED work lights
- Strobe light
- Backup alarm
- High air intake with pre-cleaner
- Tilt cylinder boots
- Various mast heights
- Full steel cab with glass panels and glass roof
- Rain cover for overhead guard

INNOVATIVE TRUCKS ENGINEERED TO MEET THE MOST DEMANDING APPLICATIONS

For over 90 years, Hyster has conquered the world's most demanding applications. In the 1920s Hyster started as a manufacturer of lifting machines used in the rigorous logging industry of the United States' Pacific Northwest. A few years later the first forklift trucks were invented and the Hyster brand quickly gained its reputation for rugged quality. Hyster® lift trucks are designed to lower your cost of operations. Every truck we make — whether powered by gasoline, LPG, diesel, electric, CNG, lithium-ion or hydrogen fuel cells — is purpose-built to excel in its application. Every truck is also backed by an unmatched network of specialists.



Dealer Network — Our Dealer Network can offer the expertise of fleet managers, parts suppliers, capital procurement specialists and trainers. Carefully chosen dealers fully understand customer applications, assist in selecting the right lift truck and provide fast, reliable support.



Hyster Fleet Services — Even if you operate other brands, we can manage your maintenance and replacement plan. We can offer complete fleet analysis, fleet history summary and a cost-effective proposal for replacement and scheduled maintenance.



Parts — With genuine Hyster® replacement parts and UNISOURCE™ parts for all makes of lift trucks, we are your one-stop source for lift truck parts. In fact, we offer more than 7 million part number crosses for most brands of materials handling and other in-plant mobile equipment.



Rental Products — When leasing or buying isn't a practical option, we have access to more than 14,000 units for short- and long-term rental. We'll help you maintain output in a cost-effective manner.



Hyster Capital — We can arrange solutions for special financing requirements, taking the difficulties out of buying the equipment you need. Whether you purchase or lease a new or used lift truck, Hyster Capital offers superior service and competitive rates.



Special Products Engineering Department (SPED) — Different materials require different handling. That's why we can work with you to customize your lift trucks. From strobe lights to specially made forks, SPED has the tools to help you get the job done right.



Operator Training — Proper education in operating lift trucks minimizes the risk of injuries due to accidents while increasing productivity. Hyster offers OSHA-compliant materials that support the training of qualified operators.




Service — Your local Hyster® dealer offers a flexible, customized and comprehensive maintenance plan based on each lift truck's operation environment. Hyster service programs offer scheduled inspections and maintenance, along with quick, responsive service dispatched to your location.



Hyster Company
P.O. Box 7006
Greenville, North Carolina
27835-7006
Part No. H40-70UT/BTG
5/2020 Litho in U.S.A.

Visit us online at www.hyster.com or call us at **1-800-HYSTER-1**.

Hyster,  and STRONG PARTNERS. TOUGH TRUCKS. are registered trademarks in the United States and certain other jurisdictions. Hyster products are subject to change without notice.

Trucks may be shown with optional equipment. © 2020 Hyster Company. All rights reserved.