

Specifications

Model	GTH™-1256	
Measurements	US	Metric
Maximum lift height	56 ft	17.07 m
Maximum forward reach	42 ft	12.80 m
Reach at maximum height	11 ft	3.35 m
A Height, stowed	8 ft 9 in	2.67 m
B Length, stowed (without forks)	21 ft	6.40 m
Width	7 ft 11 in	2.42 m
C Wheelbase	11 ft 6 in	3.50 m
D Ground clearance, center	1 ft 3 in	0.38 m
E Ground clearance, axle	1 ft 3 in	0.38 m
Fork cross section	2.4 x 5.9 in	60 x 150 mm

Productivity

Maximum lift capacity	12,000 lbs	5,450 kg
Lift capacity at maximum height	7,000 lbs	3,250 kg
Lift capacity at maximum reach	3,500 lbs	1,588 kg
Drive speed	18 mph	29 km/h
Raise/Lower boom	16/13 seconds	16/13 seconds
Extend/Retract	22/15 seconds	22/15 seconds
Draw bar pull	22,500 lbs	10,206 kg
Turning radius, outside (4WS)	11 ft 8 in	3.55 m
Auxiliary hydraulic flow	2-15 gpm	7.57-56.8 lpm
Auxiliary hydraulic pressure	3,335 psi	230 bar
Tires, standard size	17.5 x 25 in. air filled 20PR	

Power

Power source	Deutz TCD3.6 turbocharged diesel, T4f, 134hp (99kW)	
Electrical system	System voltage 12 volt	
Alternator	Deutz TCD3.6 - 150amps	
Battery	1000 CCA at 0°F (-18°C)	
Hydraulic tank capacity	48 gal	182 L
Hydraulic system capacity (w/tank)	77 gal	290 L
Fuel tank capacity	47 gal	180 L

Weight*

	36,600 lbs	16,602 kg
--	------------	-----------

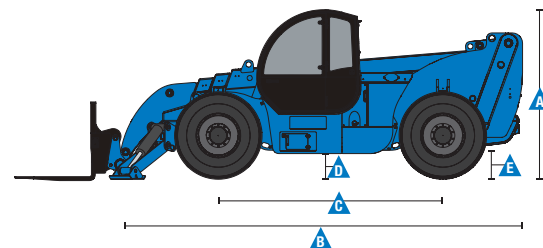
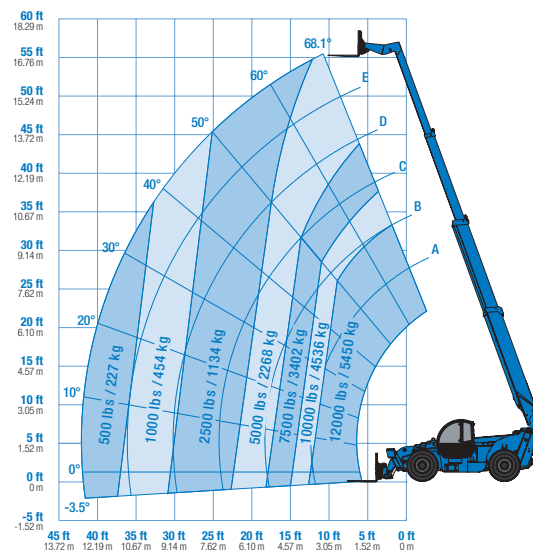
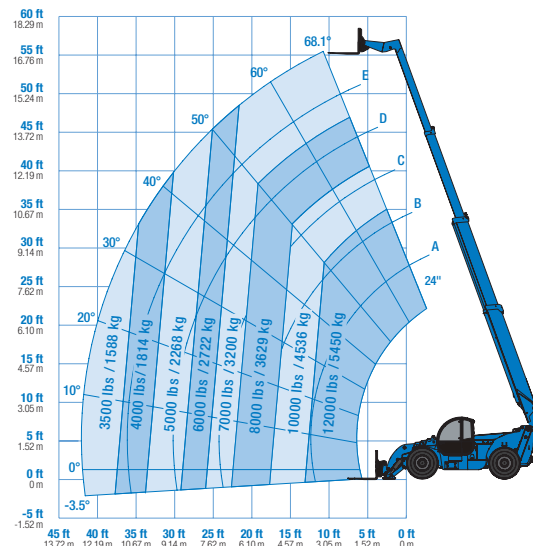
Standards Compliance

ANSI/ITSDF B56.6, CSA B335

* Weight will vary depending on options and/or country standards.

** Load ratings vary depending on attachment.

Load Chart GTH™-1256**



Features

Standard Features	Options & Accessories	Options & Accessories
Measurements <ul style="list-style-type: none"> • 12,000 lbs (5,443 kg) maximum lift capacity • 56 ft (17.07 m) maximum lift height • 42 ft (12.80 m) maximum reach 	Productivity <ul style="list-style-type: none"> • Fully enclosed cab (includes full glass, defroster, wipers, heater, split door, washer) • Fully enclosed cab air conditioning • Flashing beacon • Work lights (2 cab front mounted, 2 tail) • Road lights (2 cab front mounts, 1 back-up, 2 rear stop/turn/tail) • Fire extinguisher • Brick guard • Hydraulic Quick-Attach™ • Rear back-up camera • Rear proximity alarm 	Attachment Options <ul style="list-style-type: none"> • Carriages – Quick-Attach™ <ul style="list-style-type: none"> - 48 in (1.22 m) carriage - 72 in (1.83 m) carriage - 60 in (1.52 m) rotating carriage (10° from center left and right) - 72 in (1.83 m) rotating carriage (10° from center left and right) - 60 in dual hydraulic fork positioning • Forks <ul style="list-style-type: none"> - 72 in (1.83 m) pallet forks (set of two) 2.4 x 5.9 x 72 in (.06 x .15 x 1.83 m) • 7 ft truss boom, 4,400 lbs maximum lift capacity
Productivity <ul style="list-style-type: none"> • Full time 4WD • 4WS • Operator selectable front, crab, coordinated steering modes • 2-speed forward and reverse “Shift-on-fly” hydrostatic transmission • Transmission inch valve, brake pedal actuated • Proportional frame leveling 7° each side • Power assisted steering • Inboard wet disc service brakes • Wet disc spring applied parking brake • 17.5 x 25 in. air-filled rough terrain tires • Front axle differential lock • High efficiency/variable displacement hydraulic pump • Auxiliary hydraulic circuit (15 GPM) • ROPS/FOPS canopy • Single, multi-function, proportional joystick • Machine level indicator • Full gauge cluster with engine diagnostics • Right-side screen standard on open cab • Adjustable suspension seat • Genie manual Quick-Attach™ system • Retractable 3 in (7.6 cm) seatbelt • Boom angle indicator • 10 micron hydraulic return filter • 1,000 cold cranking amps at 0° F (-18° C) • Reverse motion alarm • Mirror-LH canopy mounted • Mirror-RH chassis mounted • Fenders (set of 4) • Lift Shackle at boom tip • Twin front stabilizers 	Engine Options <ul style="list-style-type: none"> • Deutz TCD3.6 turbocharged diesel, T4f, 134hp (99kW) • Cold weather package (includes engine block heater, oil pan heater and battery heater) 	
	Tire Options <ul style="list-style-type: none"> • 17.5 x 25 in 20-ply foam-filled rough terrain tires • 17.5 x 25 in 20-ply air-filled rough terrain tires 	



Genie United States

6464 185th Ave. NE
Redmond, WA 98052
Telephone +1 (425) 881-1800
Toll Free in USA/Canada +1 (800)-536-1800
Fax +1 (425) 883-3475

Distributed By:



Effective Date: October, 2018. Product specifications and prices are subject to change without notice or obligation. The photographs and/or drawings in this document are for illustrative purposes only. Refer to the appropriate Operator's Manual for instructions on the proper use of this equipment. Failure to follow the appropriate Operator's Manual when using our equipment or to otherwise act irresponsibly may result in serious injury or death. The only warranty applicable to our equipment is the standard written warranty applicable to the particular product and sale and we make no other warranty, express or implied. Products and services listed may be trademarks, service marks or trade names of Terex Corporation and/or their subsidiaries in the USA and many other countries. Terex, Genie and AWP are registered trademarks of Terex Corporation or its subsidiaries. © 2018 Terex Corporation.