

400 SERIES

TELESCOPIC BOOM LIFTS



Performance

Platform Height		
400S	40 ft	12.19 m
460SJ	46 ft	14.05 m
Horizontal Outreach		
400S	33 ft 3 in.	10.13 m
460SJ	39 ft	12 m
Swing	360 Degrees Continuous	
Platform Capacity		
Restricted (400S)	1,000 lb	454 kg
Unrestricted	600 lb	272 kg
460SJ	600 lb	272 kg
Platform Rotator	180 Degrees Hydraulic	
Jib (460SJ only)		
Range of Articulation	6 ft	1.83 m
	130 Degrees (+70, -60)	
Weight*		
400S	13,640 lb	6,187 kg
460SJ	16,600 lb	7,530 kg
Max. Ground Bearing Pressure	60 psi	4.19 kg/cm ²
Drive Speed	4.25 mph	6.8 km/h
Gradeability	45%	
Turning Radius		
Outside	15 ft 10.5 in.	4.8 m
Inside	6 ft 6.9 in.	2.0 m

Standard Specifications

Power Source

Dual Fuel Engine		
GM Vortec 3000 MPFI	82 hp	61 kW
Diesel Engine		
Deutz D2.9L4 Tier 4 Final	49 hp	36.4 kW
Fuel Tank Capacity	22 gal.	83.3 L

Hydraulic Reservoir

• Hydraulic Reservoir	36 gal	136.27 L
• Auxiliary Power	12V-DC	

Tires

• Standard	12 x 16.5 Pneumatic Lug Tread Tires
• Optional	14 x 17.5 Pneumatic Lug Tread Tires
	14 x 17.5 Foam-Filled Tires
	12 x 16.5 Foam-Filled Tires
	12 x 16.5 Foam-Filled, Non-Marking Tires
	High Flotation Sand/Turf Tires (4WD Only)



Standard Features

- 180 Degree Hydraulic Platform Rotator
- Platform Console Machine Status Light Panel*
- 110V-AC Receptacle in the Platform
- 5 Degree Tilt Alarm/Indicator Light
- Swing Out Engine Tray
- 12V-DC Auxiliary Power
- Hourmeter
- Improved Multi-Function Controls
- Proportional Controls
- Interactive Display at Ground Controls
- Control ADE® System
- Lifting/Tie Down Lugs
- Horn
- Four-Wheel Hydrostatic Drive
- Oscillating Axle
- Motion Alarm
- Glow Plugs (Diesel Engines)

*Provides indicator lights at platform control console for system distress, low fuel, 5 degree tilt light, and foot switch status.

Accessories & Options

- Inward Self-Closing Swing Gate
- 36 x 72 in. (0.91 x 1.83 m) Platform
- Fall Arrest Platform 36 x 72 in. (0.91 x 1.83 m)
- 1/2 in. Air Line to Platform
- Soft Touch System
- AC Generator
- Tow Package (2WD Only)
- Flashing Amber Beacon
- 43.5 lb (19.73 kg) Propane Tank
- Cold Weather Kit
- Arctic Package
- Hostile Environment Kit
- Light Package
- Platform Worklights
- Special Hydraulic Oils (Consult Factory)
- Spark Arresting Muffler
- Operator Tool Tray
- Accessory Packages
 - SkyPower® Package
 - SkyWelder® Package
 - SkyGlazier® Package
 - Nite Bright® Package
 - SkyGuard®
 - PipeRack

Note: Some options may increase lead time, and some option combinations may not be available.

400 SERIES

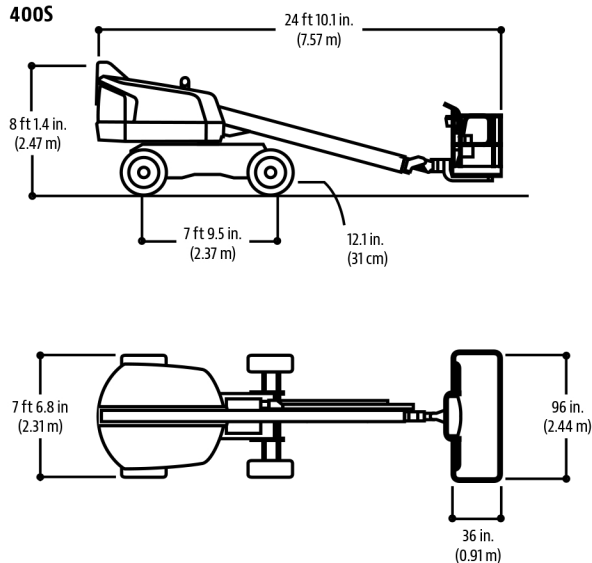
TELESCOPIC BOOM LIFTS



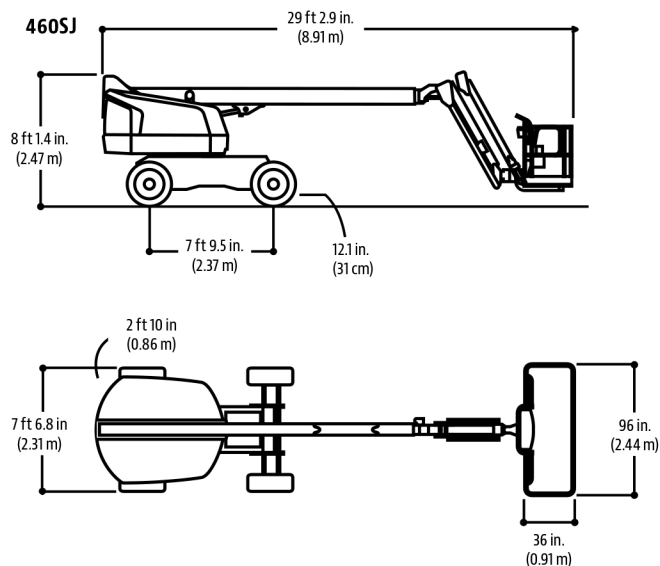
Dimensions

All dimensions are approximate.

400S

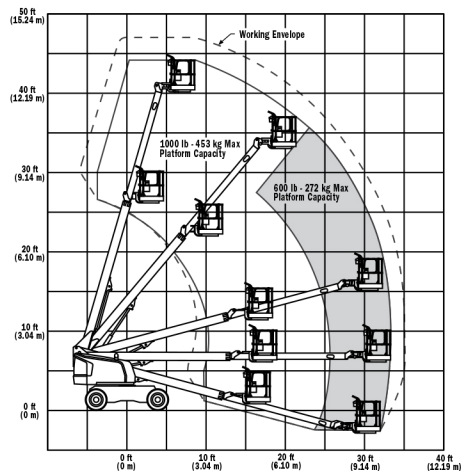


460SJ

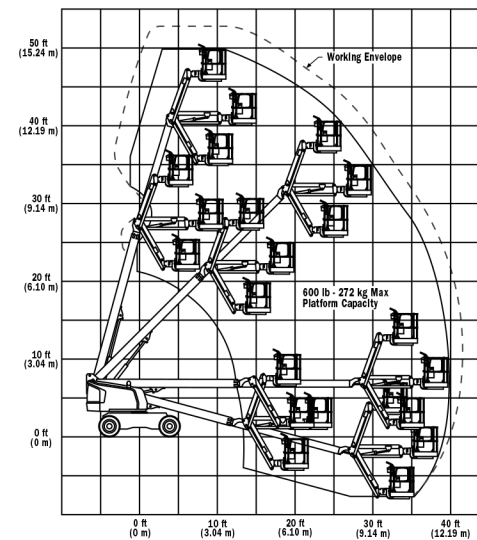


Reach Diagrams

400S



460SJ



The JLG "1 & 5" Warranty

We provide coverage for one (1) full year, and cover all specified major structural components for five (5) years. Due to continuous product improvements, we reserve the right to make specification and/or equipment changes without prior notification. This machine meets or exceeds applicable ANSI and CSA requirements based on machine configuration as originally manufactured for intended applications. Please reference the serial number plate on the machine for additional information.



JLG Industries, Inc.
1 JLG Drive
McConnellsburg, PA 17233-9533
Telephone 717-485-5161
Toll-free in US 877-JLG-LIFT
Fax 717-485-6417
www.jlg.com
An Oshkosh Corporation Company