

Specifications

Models	SX-150	
Measurements	US	Metric
Working height maximum*	158 ft	48.33 m
Platform height maximum	152 ft	46.33 m
Horizontal reach maximum	80 ft	24.38 m
Below ground reach	2 ft	0.61 m
A Platform length	3 ft	0.91 m
B Platform width	8 ft	2.44 m
C Height - stowed	10 ft	3.05 m
D Length - stowed	53 ft 1 in	16.18 m
Length - transport (jib tucked under)	42 ft 8 in	13.00 m
E Width - axles retracted	8 ft 2 in	2.49 m
Width - axles extended	16 ft 6 in	5.03 m
F Wheelbase - axles retracted	16 ft 6 in	5.03 m
Wheelbase - axles extended	15 ft 6 in	4.72 m
G Ground clearance - center	1 ft 3 in	0.38 m

Productivity

Lift capacity	750 lb	340 kg
Platform rotation	160°	
Vertical jib rotation	135°	
Horizontal jib rotation	60°	
Turntable rotation	360° continuous	
Turntable tailswing - axle retracted	3 ft 9 in	1.14 m
Turntable tailswing - axle extended	3 ft 6 in	1.07 m
Drive speed - stowed	2.3 mph	3.7 km/h
Drive Speed - out of stowed		
below 125 ft (38.1 m)	0.4 mph	0.65 km/h
above 125 ft (38.1 m)	0.1 mph	0.17 km/h
Gradeability - stowed	35%	
Turning radius - axle retracted: inside	20 ft 7 in	6.27 m
outside	28 ft 1 in	8.56 m
Turning radius - axle extended: inside	9 ft 11 in	3.02 m
outside	24 ft 1 in	7.34 m
Controls	12 V DC proportional	
Tires	445D50/710HD	

Power

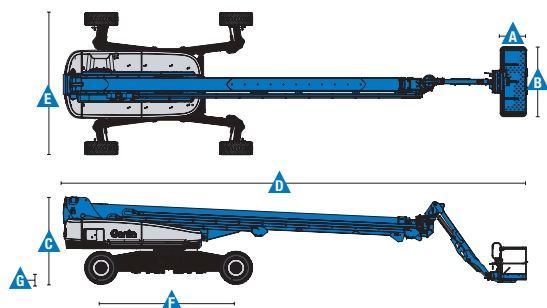
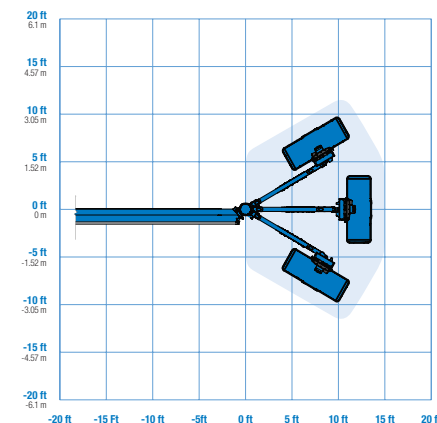
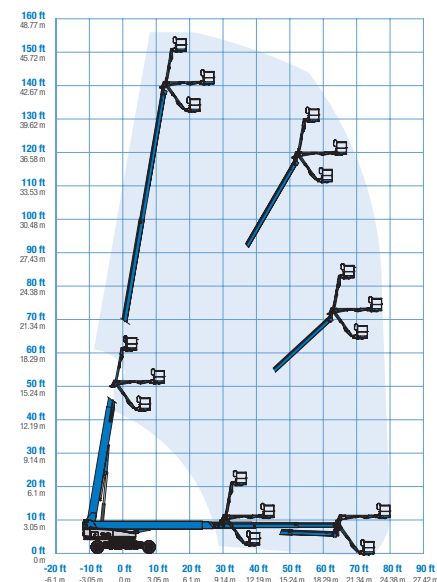
Power source	74 hp (55 kW) Deutz turbo diesel, Tier 4f, 2.9 L 74 hp (55 kW) Perkins turbo diesel, Tier 4f, 854F-E34T	
Auxiliary power unit	12 V DC	
Hydraulic tank capacity	110 gal	416 L
Fuel tank capacity	50 gal	189 L

Weight***	49,950 lb	22,657 kg
-----------	-----------	-----------

Standards Compliance

ANSI A92.5, CSA B354.4, EN 280, AS 1418.10

Range Of Motion SX-150



* The metric equivalent of working height adds 2 m to platform height. U.S. adds 6 ft to platform height.
 ** Gradeability applies to driving on slopes. See operator's manual for details regarding slope ratings.
 *** Weight will vary depending on options and/or country standards.

Self-Propelled Telescopic Booms

SX-150

Features

Standard Features	Easily Configured To Meet Your Needs	Options & Accessories
Measurements <ul style="list-style-type: none"> • 158 ft (48.33 m) working height • 80 ft (24.4 m) horizontal reach • 750 lb (340 kg) lift capacity Productivity <ul style="list-style-type: none"> • XChassis™ extendable axles • 10 ft (3.05 m) 60° rotating jib • Self-leveling platform • 160° hydraulic platform rotation • Proportional joystick controls • Hydraulic oil cooler • Drive enable • AC power in the platform • Horn • Hour meter • Tilt alarm • Descent alarm • 360° continuous turntable rotation • Positive traction 4WD • Two speed wheel motors • Four wheel high angle steer • Four steering modes: front, rear, crab and coordinated • On board full diagnostics and engine monitoring display • Work tray • Entry Toeboard • Lift Guard™ Contact Alarm Power <ul style="list-style-type: none"> • 7.5 kW welder ready generator <ul style="list-style-type: none"> - 208V/120V/60Hz (North America) - 415V/240V/50Hz (Europe & Australia) - 110V/55V/50Hz (UK) • 12 V DC auxiliary power • Auto engine fault protection • Swing out engine tray 	Platform Options <ul style="list-style-type: none"> • Steel 6 ft (1.83 m) platform with side swing gate • 8 ft (2.44 m) tri-entry platform with side swing gate (standard) Drive/Steer <ul style="list-style-type: none"> • 4WD (standard) • 4WS (standard) Engine Options <ul style="list-style-type: none"> • 74 hp (55 kW) Deutz turbo diesel, T4f* (standard) • 74 hp (55 kW) Perkins turbo diesel, T4f* Tires <ul style="list-style-type: none"> • Rough terrain foam-filled (standard) 	Productivity Options <ul style="list-style-type: none"> • Lift Guard Platform Mesh - Half • Lift Guard Platform Mesh - Full • Welder package • Welder Ready package • Cold weather, fire resistant, or biodegradable hydraulic oil • Hostile environment kit • Deluxe hostile environment kit • Thumb rocker steer • Light package • Entry toe boards • Pipe cradle (pair) • Alarm package • Panel cradle package • Lockable platform control box cover • Operator Protective Structure** • Fall Arrest Bar • Anemometer Power Options <ul style="list-style-type: none"> • 12.5 kW welder ready AC generator 208V/110V/60Hz • Cold weather kit • Diesel scrubber/catalytic muffler • Intake air pre-cleaner • Positive air shutoff system (Deutz engine only)



* Also available as Tier 4i in limited regions
** Available through aftermarket parts only

Genie United States

6464 185th Ave. NE
Redmond, WA 98052
Telephone +1 (425) 881-1800
Toll Free in USA/Canada +1 (800)-536-1800
Fax +1 (425) 883-3475

Distributed By:



Effective Date: December, 2018. Product specifications and prices are subject to change without notice or obligation. The photographs and/or drawings in this document are for illustrative purposes only. Refer to the appropriate Operator's Manual for instructions on the proper use of this equipment. Failure to follow the appropriate Operator's Manual when using our equipment or to otherwise act irresponsibly may result in serious injury or death. The only warranty applicable to our equipment is the standard written warranty applicable to the particular product and sale and we make no other warranty, express or implied. Products and services listed may be trademarks, service marks or trade names of Terex Corporation and/or their subsidiaries in the USA and many other countries. Terex, Genie and AWP are registered trademarks of Terex Corporation or its subsidiaries. © 2018 Terex Corporation.